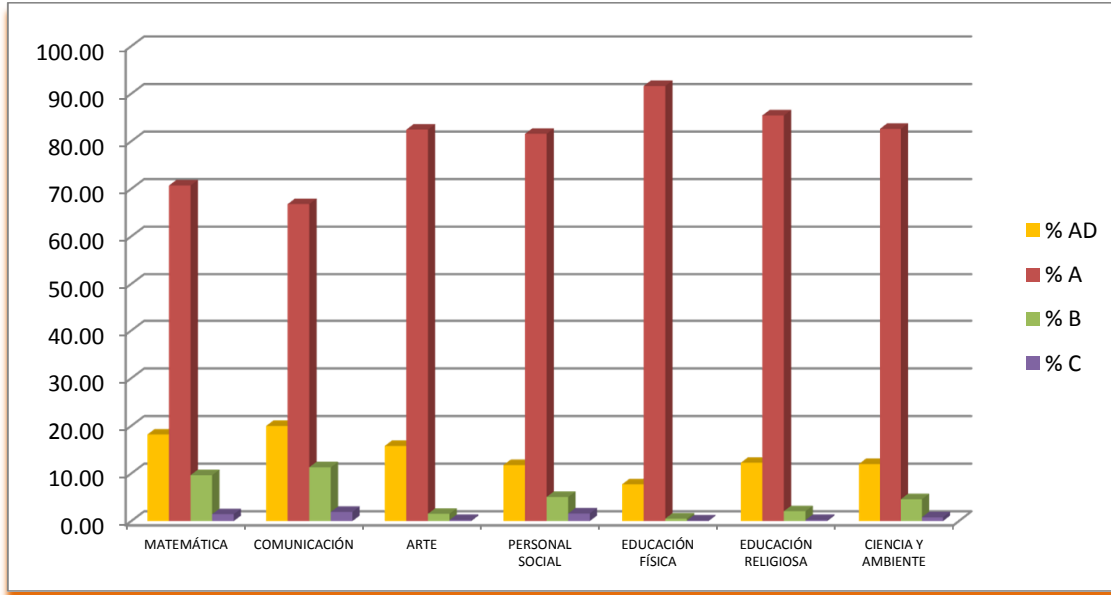
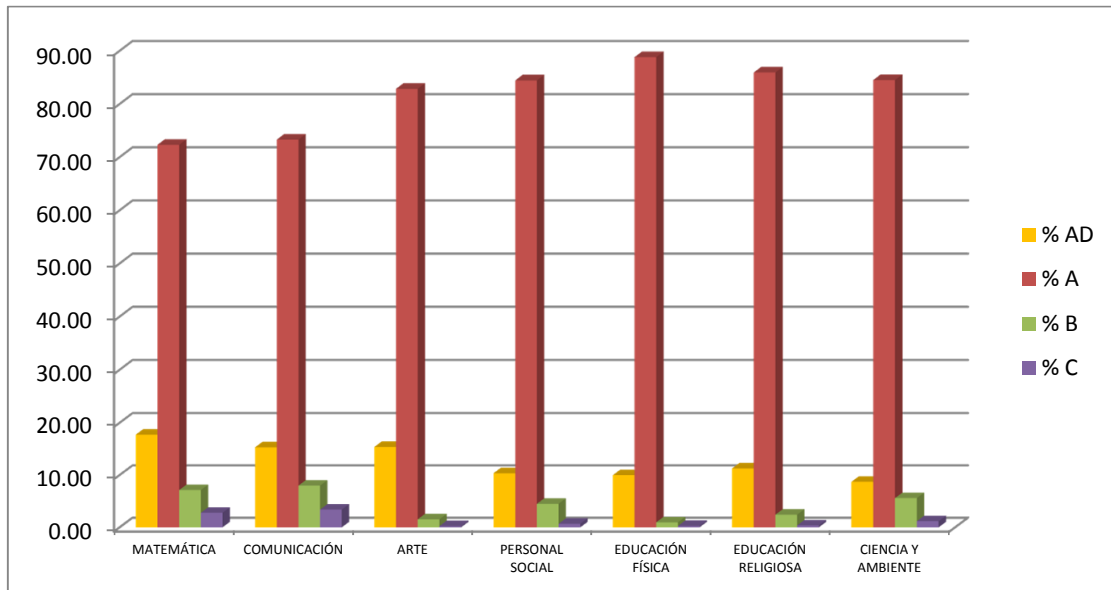


RENDIMIENTO ACADÉMICO 2018 - NIVEL PRIMARIA

| UGEL TACNA: 1° GRADO DE PRIMARIA 2018 | | | | |
|--|-------------|------------|------------|------------|
| ÁREAS CURRICULARES | % AD | % A | % B | % C |
| MATEMÁTICA | 18.19 | 70.70 | 9.65 | 1.45 |
| COMUNICACIÓN | 19.98 | 66.79 | 11.30 | 1.93 |
| ARTE | 15.79 | 82.46 | 1.53 | 0.23 |
| PERSONAL SOCIAL | 11.77 | 81.57 | 5.07 | 1.59 |
| EDUCACIÓN FÍSICA | 7.73 | 91.63 | 0.53 | 0.11 |
| EDUCACIÓN RELIGIOSA | 12.25 | 85.44 | 2.09 | 0.23 |
| CIENCIA Y AMBIENTE | 11.99 | 82.61 | 4.60 | 0.80 |

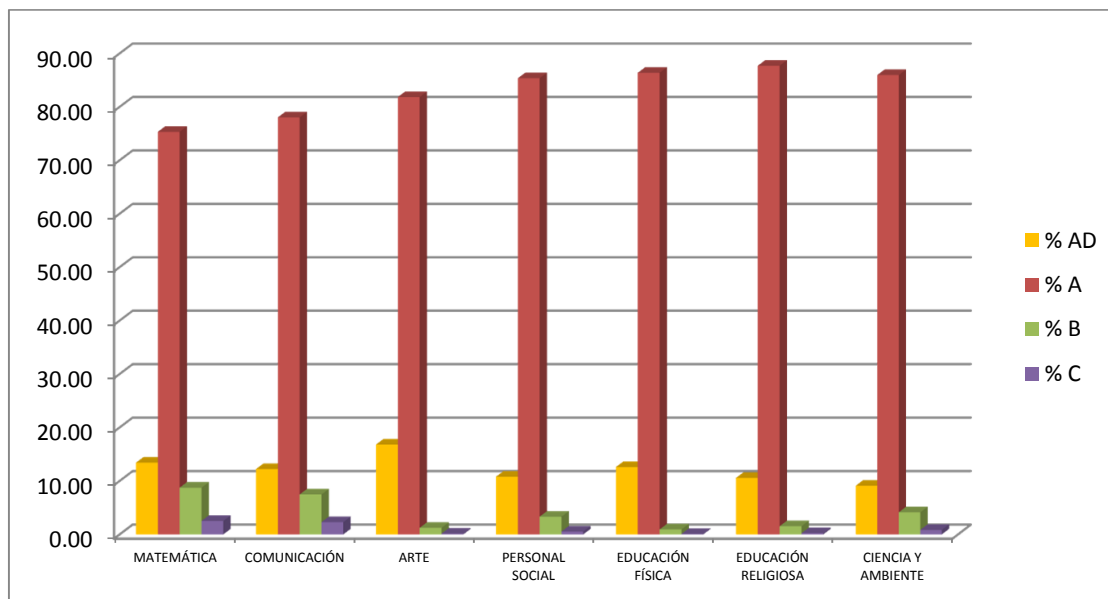


| UGEL TACNA: 2° GRADO DE PRIMARIA 2018 | | | | |
|--|-------------|------------|------------|------------|
| ÁREAS CURRICULARES | % AD | % A | % B | % C |
| MATEMÁTICA | 17.74 | 72.34 | 7.14 | 2.79 |
| COMUNICACIÓN | 15.31 | 73.30 | 7.99 | 3.40 |
| ARTE | 15.38 | 82.86 | 1.53 | 0.23 |
| PERSONAL SOCIAL | 10.36 | 84.45 | 4.51 | 0.69 |
| EDUCACIÓN FÍSICA | 9.98 | 88.81 | 0.95 | 0.26 |
| EDUCACIÓN RELIGIOSA | 11.27 | 85.93 | 2.42 | 0.37 |
| CIENCIA Y AMBIENTE | 8.72 | 84.51 | 5.59 | 1.18 |

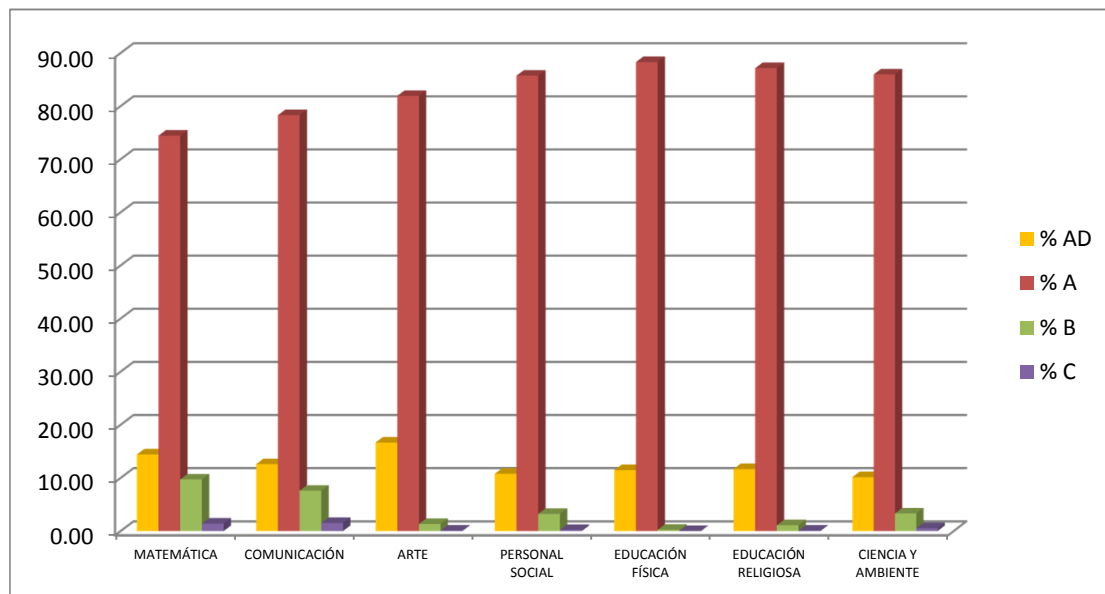


RENDIMIENTO ACADÉMICO 2018 - NIVEL PRIMARIA

| UGEL TACNA: 3° GRADO DE PRIMARIA 2018 | | | | |
|--|-------------|------------|------------|------------|
| ÁREAS CURRICULARES | % AD | % A | % B | % C |
| MATEMÁTICA | 13.42 | 75.32 | 8.74 | 2.52 |
| COMUNICACIÓN | 12.21 | 78.02 | 7.47 | 2.29 |
| ARTE | 16.80 | 81.83 | 1.23 | 0.14 |
| PERSONAL SOCIAL | 10.79 | 85.35 | 3.32 | 0.54 |
| EDUCACIÓN FÍSICA | 12.61 | 86.37 | 0.93 | 0.09 |
| EDUCACIÓN RELIGIOSA | 10.56 | 87.69 | 1.53 | 0.21 |
| CIENCIA Y AMBIENTE | 9.09 | 85.94 | 4.12 | 0.85 |

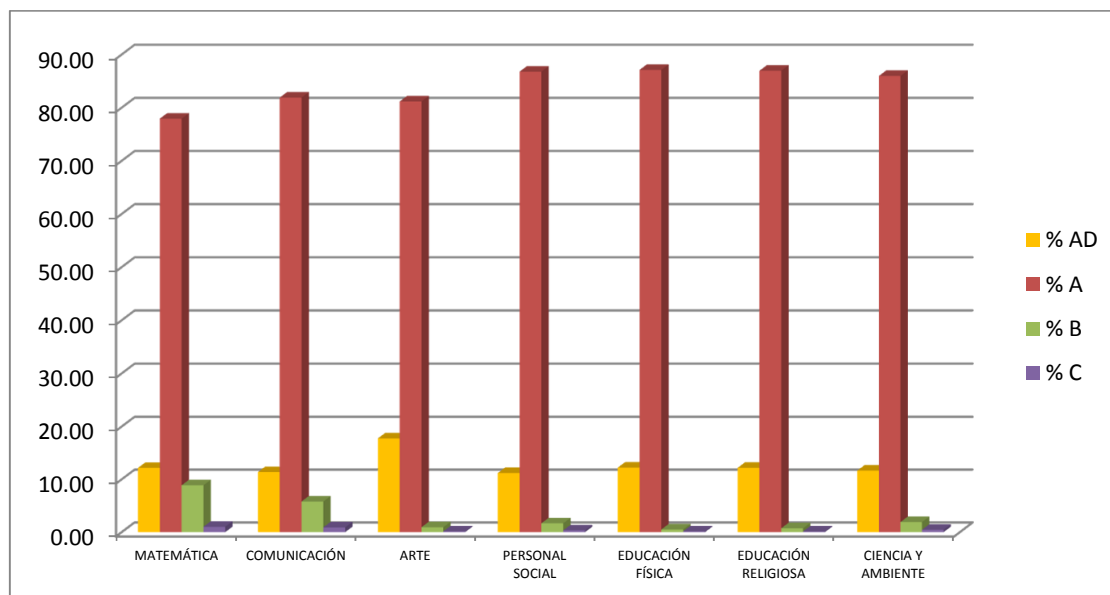


| UGEL TACNA: 4° GRADO DE PRIMARIA 2018 | | | | |
|--|-------------|------------|------------|------------|
| ÁREAS CURRICULARES | % AD | % A | % B | % C |
| MATEMÁTICA | 14.42 | 74.45 | 9.72 | 1.42 |
| COMUNICACIÓN | 12.59 | 78.30 | 7.60 | 1.51 |
| ARTE | 16.65 | 81.93 | 1.34 | 0.07 |
| PERSONAL SOCIAL | 10.79 | 85.75 | 3.24 | 0.22 |
| EDUCACIÓN FÍSICA | 11.47 | 88.29 | 0.24 | 0.00 |
| EDUCACIÓN RELIGIOSA | 11.68 | 87.15 | 1.10 | 0.07 |
| CIENCIA Y AMBIENTE | 10.17 | 85.98 | 3.32 | 0.54 |

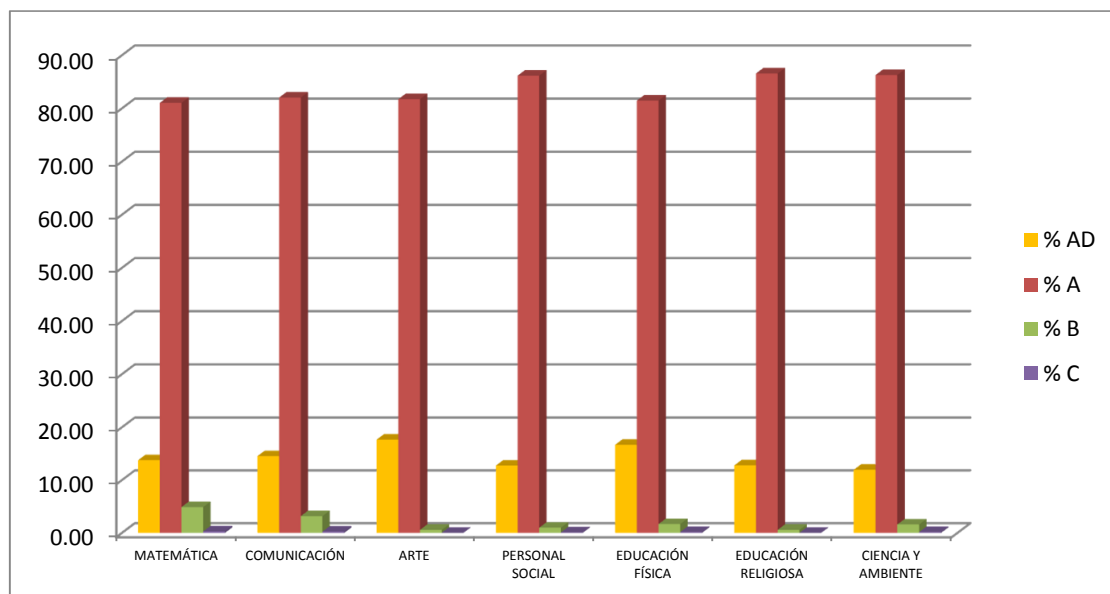


RENDIMIENTO ACADÉMICO 2018 - NIVEL PRIMARIA

| UGEL TACNA: 5° GRADO DE PRIMARIA 2018 | | | | |
|--|-------------|------------|------------|------------|
| ÁREAS CURRICULARES | % AD | % A | % B | % C |
| MATEMÁTICA | 12.17 | 77.94 | 8.87 | 1.02 |
| COMUNICACIÓN | 11.38 | 81.90 | 5.81 | 0.91 |
| ARTE | 17.75 | 81.17 | 0.93 | 0.15 |
| PERSONAL SOCIAL | 11.20 | 86.78 | 1.67 | 0.34 |
| EDUCACIÓN FÍSICA | 12.22 | 87.12 | 0.51 | 0.15 |
| EDUCACIÓN RELIGIOSA | 12.18 | 86.95 | 0.74 | 0.13 |
| CIENCIA Y AMBIENTE | 11.67 | 85.97 | 1.91 | 0.45 |

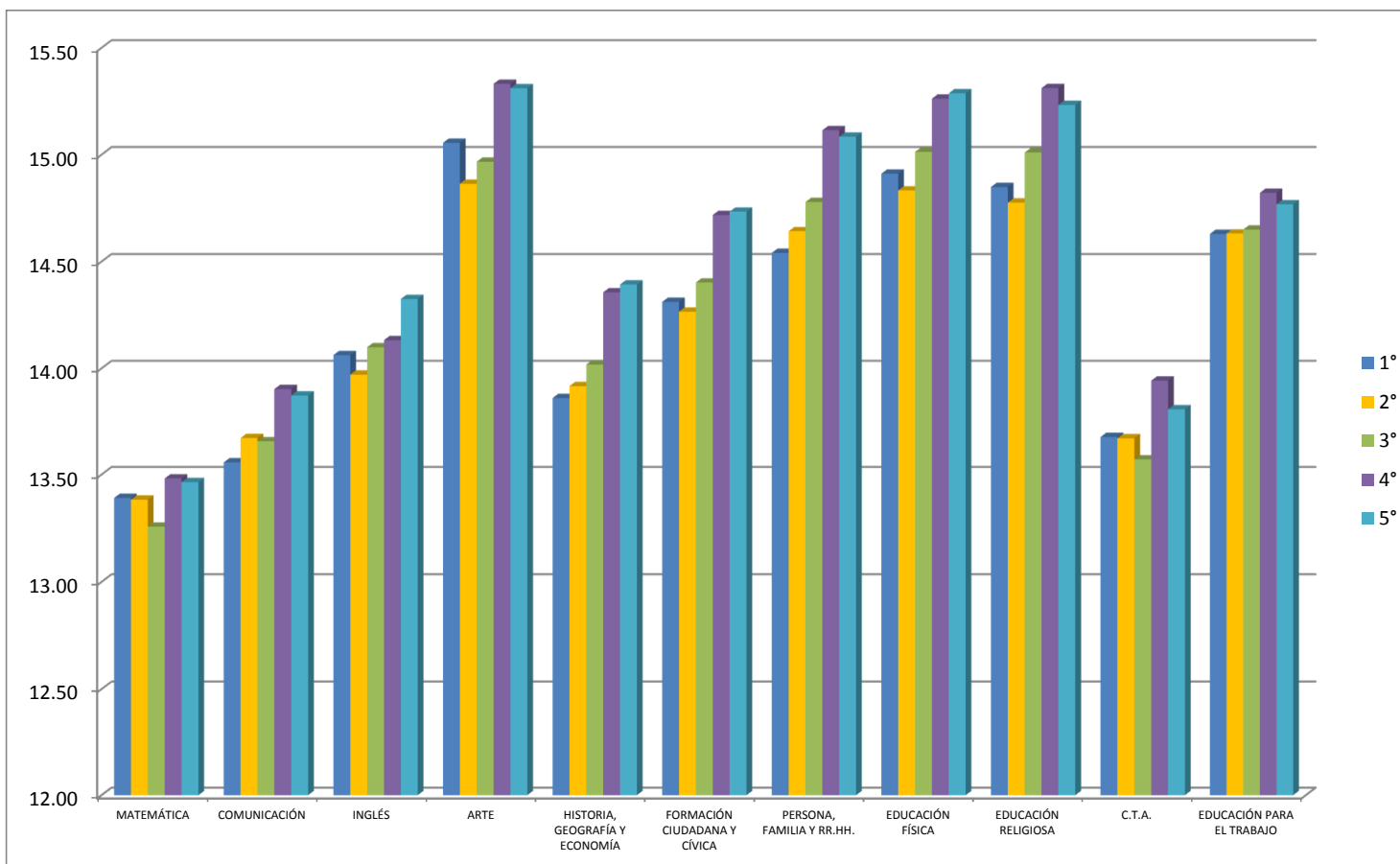


| UGEL TACNA: 6° GRADO DE PRIMARIA 2018 | | | | |
|--|-------------|------------|------------|------------|
| ÁREAS CURRICULARES | % AD | % A | % B | % C |
| MATEMÁTICA | 13.78 | 81.04 | 4.90 | 0.28 |
| COMUNICACIÓN | 14.54 | 82.04 | 3.18 | 0.24 |
| ARTE | 17.66 | 81.74 | 0.58 | 0.02 |
| PERSONAL SOCIAL | 12.75 | 86.16 | 0.99 | 0.10 |
| EDUCACIÓN FÍSICA | 16.69 | 81.47 | 1.68 | 0.16 |
| EDUCACIÓN RELIGIOSA | 12.80 | 86.59 | 0.59 | 0.02 |
| CIENCIA Y AMBIENTE | 11.96 | 86.28 | 1.60 | 0.16 |



RENDIMIENTO ACADÉMICO 2018 - NIVEL SECUNDARIA

| | MATEMÁTICA | COMUNICACIÓN | INGLÉS | ARTE | HISTORIA, GEOGRAFÍA Y ECONOMÍA | FORMACIÓN CIUDADANA Y CÍVICA | PERSONA, FAMILIA Y RR.HH. | EDUCACIÓN FÍSICA | EDUCACIÓN RELIGIOSA | C.T.A. | EDUCACIÓN PARA EL TRABAJO |
|----|------------|--------------|--------|-------|--------------------------------|------------------------------|---------------------------|------------------|---------------------|--------|---------------------------|
| 1° | 13.39 | 13.56 | 14.06 | 15.06 | 13.86 | 14.31 | 14.54 | 14.91 | 14.85 | 13.68 | 14.63 |
| 2° | 13.38 | 13.67 | 13.97 | 14.86 | 13.92 | 14.27 | 14.64 | 14.83 | 14.78 | 13.67 | 14.63 |
| 3° | 13.26 | 13.66 | 14.10 | 14.97 | 14.02 | 14.40 | 14.78 | 15.01 | 15.01 | 13.57 | 14.65 |
| 4° | 13.48 | 13.90 | 14.13 | 15.33 | 14.36 | 14.72 | 15.11 | 15.26 | 15.31 | 13.94 | 14.82 |
| 5° | 13.46 | 13.87 | 14.32 | 15.31 | 14.39 | 14.73 | 15.08 | 15.29 | 15.23 | 13.81 | 14.77 |



FUENTE: FORMATO DE RENDIMIENTO ACADÉMICO 2018